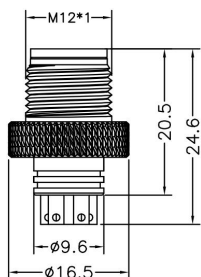


M12 L code male moldable connector, unshielded/M12, L型公头成型式连接器, 不带屏蔽

Illustration/尺寸

Product photo/产品图

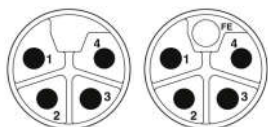


Part number/产品料号

| Pins/针数 | Code/型 | Part number/产品料号 |
|----------|-----------|------------------|
| 4pins/4针 | L code/L型 | 12C375 |
| 5pins/5针 | L code/L型 | 12C164 |

Pin assignment front view/针位分布前视图

L code 4pins L code 5pins
L型4针 L型5针



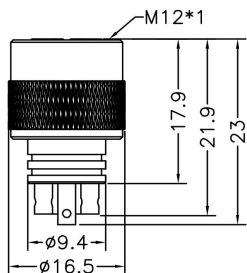
General data/常规数据

| | |
|--------------------------------------|-------------------------------|
| Pins Numbers/针数 | 4pins/4针 5pins/5针 |
| Rated voltage/额定电压 | 630V |
| Rated current(40°C)/额定电流 | 12A |
| Standards/标准 | IEC 61076-2-101 |
| Termination/焊接方式 | solder/焊接 |
| Degree of protection/防护等级 | IP67, IP68, IP69K |
| Wire gauge(mm²)/线规(平方数) | 0.14mm²-0.75mm² |
| Wire gauge(AWG)/线号(平方数) | 26AWG-18AWG |
| Mechanical operation/插拔次数 | >100 mating cycles/大于100次 |
| Ambient temperature (operation)/操作温度 | -25°C~+85°C |
| Contact resistance/接触电阻 | ≤5mΩ |
| Insulation resistance/绝缘电阻 | ≥100MΩ |
| Connector body/胶芯 | TPU |
| Pins/端子 | Brass with gold plated/黄铜镀金 |
| Screw/螺丝 | Brass with nickel plated/黄铜镀镍 |
| Environmental compliance/环境符合标准 | RoHS, Reach |

M12 L code female moldable connector, unshielded/M12, L型母头成型式连接器, 不带屏蔽

Illustration/尺寸

Product photo/产品图

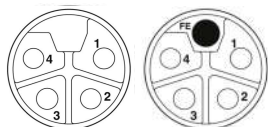


Part number/产品料号

| Pins/孔数 | Code/型 | Part number/产品料号 |
|----------|-----------|------------------|
| 4pins/4针 | L code/L型 | 12C376 |
| 5pins/5针 | L code/L型 | 12C165 |

Pin assignment front view/孔位分布前视图

L code 4pins L code 5pins
L型4针 L型5针



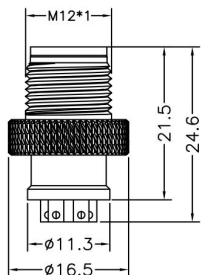
General data/常规数据

| Pins Numbers/孔数 | 4pins/4针 | 5pins/5针 |
|--------------------------------------|---|----------|
| Rated voltage/额定电压 | 630V | |
| Rated current(40°C)/额定电流 | 12A | |
| Standards/标准 | IEC 61076-2-101 | |
| Termination/焊接方式 | solder/焊接 | |
| Degree of protection/防护等级 | IP67, IP68, IP69K | |
| Wire gauge(mm²)/线规(平方数) | 0.14mm²-0.75mm² | |
| Wire gauge(AWG)/线号(平方数) | 26AWG-18AWG | |
| Mechanical operation/插拔次数 | >100 mating cycles/大于100次 | |
| Ambient temperature (operation)/操作温度 | -25°C~+85°C | |
| Contact resistance/接触电阻 | ≤5mΩ | |
| Insulation resistance/绝缘电阻 | ≥100MΩ | |
| Connector body/胶芯 | TPU | |
| Pins/端子 | Phosphorus copper with gold plated/磷铜镀金 | |
| Screw/螺丝 | Brass with nickel plated/黄铜镀镍 | |
| Gasket/胶圈 | Fluorine ring/氟胶圈 | |
| Environmental compliance/环境符合标准 | RoHs, Reach | |

M12 L code male moldable connector with shielded/M12, L型公头成型式连接器, 带屏蔽

Illustration/尺寸

Product photo/产品图

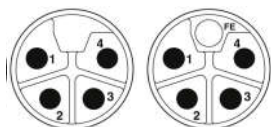


Part number/产品料号

| Pins/针数 | Code/型 | Part number/产品料号 |
|----------|-----------|------------------|
| 4pins/4针 | L code/L型 | 12C377 |
| 5pins/5针 | L code/L型 | 12C166 |

Pin assignment front view/针位分布前视图

L code 4pins L code 5pins
 L型4针 L型5针



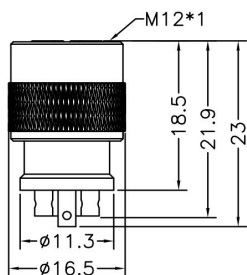
General data/常规数据

| Pins Numbers/针数 | 4pins/4针 | 5pins/5针 |
|--------------------------------------|-------------------------------|----------|
| Rated voltage/额定电压 | 630V | |
| Rated current(40°C)/额定电流 | 12A | |
| Standards/标准 | IEC 61076-2-101 | |
| Termination/焊接方式 | solder/焊接 | |
| Degree of protection/防护等级 | IP67, IP68, IP69K | |
| Wire gauge(mm²)/线规(平方数) | 0.14mm²-0.75mm² | |
| Wire gauge(AWG)/线号(平方数) | 26AWG-18AWG | |
| Mechanical operation/插拔次数 | >100 mating cycles/大于100次 | |
| Ambient temperature (operation)/操作温度 | -25°C~+85°C | |
| Contact resistance/接触电阻 | ≤5mΩ | |
| Insulation resistance/绝缘电阻 | ≥100MΩ | |
| Connector body/胶芯 | TPU | |
| Pins/端子 | Brass with gold plated/黄铜镀金 | |
| Screw/螺丝 | Brass with nickel plated/黄铜镀镍 | |
| Environmental compliance/环境符合标准 | RoHS, Reach | |

M12 L code female moldable connector with shielded/M12, L型母头成型式连接器, 带屏蔽

Illustration/尺寸

Product photo/产品图

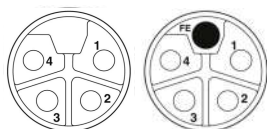


Part number/产品料号

| Pins/孔数 | Code/型 | Part number/产品料号 |
|----------|-----------|------------------|
| 4pins/4针 | L code/L型 | 12C378 |
| 5pins/5针 | L code/L型 | 12C167 |

Pin assignment front view/孔位分布前视图

L code 4pins L code 5pins
L型4针 L型5针

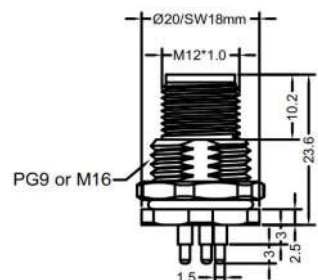


General data/常规数据

| Pins Numbers/孔数 | 4pins/4针 | 5pins/5针 |
|--------------------------------------|---|----------|
| Rated voltage/额定电压 | 630V | |
| Rated current(40°C)/额定电流 | 12A | |
| Standards/标准 | IEC 61076-2-101 | |
| Termination/焊接方式 | solder/焊接 | |
| Degree of protection/防护等级 | IP67, IP68, IP69K | |
| Wire gauge(mm²)/线规(平方数) | 0.14mm²-0.75mm² | |
| Wire gauge(AWG)/线号(平方数) | 26AWG-18AWG | |
| Mechanical operation/插拔次数 | >100 mating cycles/大于100次 | |
| Ambient temperature (operation)/操作温度 | -25°C~+85°C | |
| Contact resistance/接触电阻 | ≤5mΩ | |
| Insulation resistance/绝缘电阻 | ≥100MΩ | |
| Connector body/胶芯 | TPU | |
| Pins/端子 | Phosphorus copper with gold plated/磷铜镀金 | |
| Screw/螺丝 | Brass with nickel plated/黄铜镀镍 | |
| Gasket/胶圈 | Fluorine ring/氟胶圈 | |
| Environmental compliance/环境符合标准 | RoHs, Reach | |

M12 L code male straight front panel mount connector, unshielded, insert/M12, L型公头直头前锁面板板端, 不带屏蔽

Illustration/尺寸



Product photo/产品图

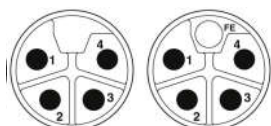


Part number/产品料号

| Pins/针数 | Code/型 | Part number/产品料号 | |
|----------|-----------|-----------------------------------|-------------------------------|
| | | PG9 thread 15.3±0.1/PG9螺纹15.3±0.1 | M16 thread 16±0.1/M16螺纹16±0.1 |
| 4pins/4针 | L code/L型 | 12B355 | 12B359 |
| 5pins/5针 | L code/L型 | 12B182 | 12B186 |

Pin assignment front view/针位分布前视图

L code 4pins L code 5pins
L型4针 L型5针

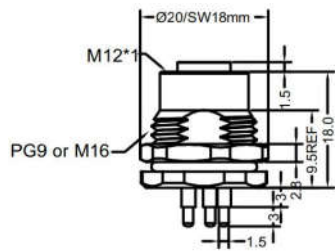


General data/常规数据

| Pins Numbers/针数 | 4pins/4针 | 5pins/5针 |
|--------------------------------------|-------------------------------|----------|
| Rated voltage/额定电压 | 630V | |
| Rated current(40°C)/额定电流 | 12A | |
| Standards/标准 | IEC 61076-2-101 | |
| Termination/焊接方式 | solder PCB/PCB焊接 | |
| Connector locking system/锁紧方式 | Screw/螺锁 | |
| Degree of protection/防护等级 | IP67, IP68, IP69K | |
| Mechanical operation/插拔次数 | >100 mating cycles/大于100次 | |
| Ambient temperature (operation)/操作温度 | -25°C~+85°C | |
| Contact resistance/接触电阻 | ≤5mΩ | |
| Insulation resistance/绝缘电阻 | ≥100MΩ | |
| Connector body/胶芯 | TPU | |
| Pins/端子 | Brass with gold plated/黄铜镀金 | |
| Screw/螺丝 | Brass with nickel plated/黄铜镀镍 | |
| Gasket/胶圈 | Fluorine ring/氟胶圈 | |
| Environmental compliance/环境符合标准 | RoHs, Reach | |

M12 L code female straight front panel mount connector, unshielded, insert/M12, L型母头直头前锁面板端, 不带屏蔽

Illustration/尺寸



Product photo/产品图

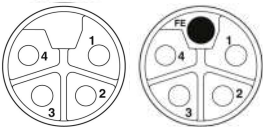


Part number/产品料号

| Pins/孔数 | Code/型 | Part number/产品料号 | |
|----------|-----------|-----------------------------------|-------------------------------|
| | | PG9 thread 15.3±0.1/PG9螺纹15.3±0.1 | M16 thread 16±0.1/M16螺纹16±0.1 |
| 4pins/4针 | L code/L型 | 12B292 | 12B357 |
| 5pins/5针 | L code/L型 | 12B184 | 12B188 |

Pin assignment front view/孔位分布前视图

L code 4pins L code 5pins
L型4针 L型5针

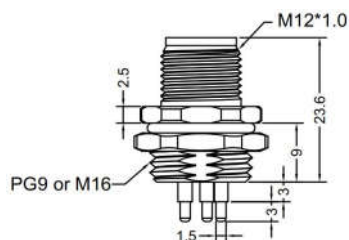


General data/常规数据

| Pins Numbers/孔数 | 4pins/4针 | 5pins/5针 |
|--------------------------------------|---|----------|
| Rated voltage/额定电压 | 630V | |
| Rated current(40°C)/额定电流 | 12A | |
| Standards/标准 | IEC 61076-2-101 | |
| Termination/焊接方式 | solder PCB/PCB焊接 | |
| Connector locking system/锁紧方式 | Screw/螺锁 | |
| Degree of protection/防护等级 | IP67, IP68, IP69K | |
| Mechanical operation/插拔次数 | >100 mating cycles/大于100次 | |
| Ambient temperature (operation)/操作温度 | -25°C~+85°C | |
| Contact resistance/接触电阻 | ≤5mΩ | |
| Insulation resistance/绝缘电阻 | ≥100MΩ | |
| Connector body material/胶芯材料 | TPU | |
| Pins material/端子材料 | Phosphorus copper with gold plated/磷铜镀金 | |
| Screw/螺丝材料 | Brass with nickel plated/黄铜镀镍 | |
| Gasket material/胶圈材料 | Fluorine ring/氟胶圈 | |
| Environmental compliance/环境符合标准 | RoHs, Reach | |

M12 L code male straight rear panel mount connector, unshielded, insert/M12, L型公头直头后锁面板端, 不带屏蔽

Illustration/尺寸



Product photo/产品图

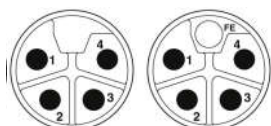


Part number/产品料号

| Pins/针数 | Code/型 | Part number/产品料号 | |
|----------|-----------|-----------------------------------|-------------------------------|
| | | PG9 thread 15.3±0.1/PG9螺纹15.3±0.1 | M16 thread 16±0.1/M16螺纹16±0.1 |
| 4pins/4针 | L code/L型 | 12B356 | 12B360 |
| 5pins/5针 | L code/L型 | 12B183 | 12B187 |

Pin assignment front view/针位分布前视图

L code 4pins L code 5pins
L型4针 L型5针

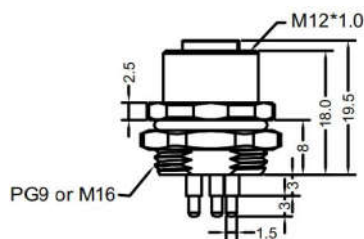


General data/常规数据

| | | |
|--------------------------------------|-------------------------------|----------|
| Pins Numbers/针数 | 4pins/4针 | 5pins/5针 |
| Rated voltage/额定电压 | 630V | |
| Rated current(40°C)/额定电流 | 12A | |
| Standards/标准 | IEC 61076-2-101 | |
| Termination/焊接方式 | solder PCB/PCB焊接 | |
| Connector locking system/锁紧方式 | Screw/螺锁 | |
| Degree of protection/防护等级 | IP67, IP68, IP69K | |
| Mechanical operation/插拔次数 | >100 mating cycles/大于100次 | |
| Ambient temperature (operation)/操作温度 | -25°C~+85°C | |
| Contact resistance/接触电阻 | ≤5mΩ | |
| Insulation resistance/绝缘电阻 | ≥100MΩ | |
| Connector body/胶芯 | TPU | |
| Pins/端子 | Brass with gold plated/黄铜镀金 | |
| Screw/螺丝材料 | Brass with nickel plated/黄铜镀镍 | |
| Gasket/胶圈 | Fluorine ring/氟胶圈 | |
| Environmental compliance/环境符合标准 | RoHs, Reach | |

M12 L code female straight rear panel mount connector, unshielded, insert/M12, L型母头直头后锁面板板端, 不带屏蔽

Illustration/尺寸



Product photo/产品图

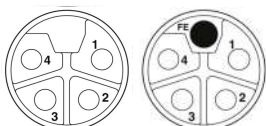


Part number/产品料号

| Pins/孔数 | Code/型 | Part number/产品料号 | |
|----------|-----------|-----------------------------------|-------------------------------|
| | | PG9 thread 15.3±0.1/PG9螺纹15.3±0.1 | M16 thread 16±0.1/M16螺纹16±0.1 |
| 4pins/4针 | L code/L型 | 12B358 | 12B361 |
| 5pins/5针 | L code/L型 | 12B185 | 12B189 |

Pin assignment front view/孔位分布前视图

L code 4pins L code 5pins
L型4针 L型5针



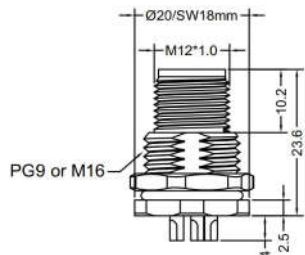
General data/常规数据

| Pins Numbers/孔数 | 4pins/4针 | 5pins/5针 |
|--------------------------------------|---|----------|
| Rated voltage/额定电压 | 630V | |
| Rated current(40°C)/额定电流 | 12A | |
| Standards/标准 | IEC 61076-2-101 | |
| Termination/焊接方式 | solder PCB/PCB焊接 | |
| Connector locking system/锁紧方式 | Screw/螺锁 | |
| Degree of protection/防护等级 | IP67, IP68, IP69K | |
| Mechanical operation/插拔次数 | >100 mating cycles/大于100次 | |
| Ambient temperature (operation)/操作温度 | -25°C~+85°C | |
| Contact resistance/接触电阻 | ≤5mΩ | |
| Insulation resistance/绝缘电阻 | ≥100MΩ | |
| Connector body/胶芯 | TPU | |
| Pins/端子 | Phosphorus copper with gold plated/磷铜镀金 | |
| Screw/螺丝 | Brass with nickel plated/黄铜镀镍 | |
| Gasket/胶圈 | Fluorine ring/氟胶圈 | |
| Environmental compliance/环境符合标准 | RoHs, Reach | |

M12 L code male straight front panel mount connector, unshielded, solder/M12, L型公头直头前锁面板焊线式, 不带屏蔽

Illustration/尺寸

Product photo/产品图

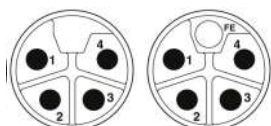


Part number/产品料号

| Pins/针数 | Code/型 | Part number("X" is length millimetre mm)/产品料号("X"表示长度, 单位毫米mm) | |
|----------|-----------|--|-------------------------------|
| | | PG9 thread 15.3±0.1/PG9螺纹15.3±0.1 | M16 thread 16±0.1/M16螺纹16±0.1 |
| 4pins/4针 | L code/L型 | 12H201 | 12H205 |
| 5pins/5针 | L code/L型 | 12H142 | 12H210 |

Pin assignment front view/针位分布前视图

L code 4pins L code 5pins
L型4针 L型5针

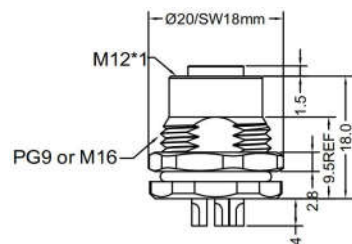


General data/常规数据

| Pins Numbers/针数 | 4pins/4针 | 5pins/5针 |
|--------------------------------------|-------------------------------|----------|
| Rated voltage/额定电压 | 630V | |
| Rated current(40°C)/额定电流 | 12A | |
| Standards/标准 | IEC 61076-2-101 | |
| Termination/焊接方式 | solder/焊接 | |
| Connector locking system/锁紧方式 | Screw/螺锁 | |
| Degree of protection/防护等级 | IP67, IP68, IP69K | |
| Wire gauge(mm²)/线规(平方数) | 0.14mm²-0.75mm² | |
| Wire gauge(AWG)/线号(平方数) | 26AWG-18AWG | |
| Mechanical operation/插拔次数 | >100 mating cycles/大于100次 | |
| Ambient temperature (operation)/操作温度 | -40°C~+85°C | |
| Contact resistance/接触电阻 | ≤5mΩ | |
| Insulation resistance/绝缘电阻 | ≥100MΩ | |
| Connector body/胶芯 | TPU | |
| Pins/端子 | Brass with gold plated/黄铜镀金 | |
| Screw/螺丝 | Brass with nickel plated/黄铜镀镍 | |
| Gasket/胶圈 | Fluorine ring/氟胶圈 | |
| Environmental compliance/环境符合标准 | RoHs, Reach | |

M12 L code female straight front panel mount connector, unshielded, solder/M12, L型母头直头前锁面板焊线式, 不带屏蔽

Illustration/尺寸



Product photo/产品图

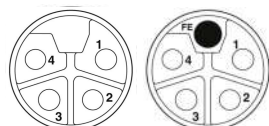


Part number/产品料号

| Pins/孔数 | Code/型 | Part number("X" is length millimetre mm)/产品料号("X"表示长度, 单位毫米mm) | |
|----------|-----------|--|-------------------------------|
| | | PG9 thread 15.3±0.1/PG9螺纹15.3±0.1 | M16 thread 16±0.1/M16螺纹16±0.1 |
| 4pins/4针 | L code/L型 | 12H203 | 12H140 |
| 5pins/5针 | L code/L型 | 12H208 | 12H141 |

Pin assignment front view/孔位分布前视图

L code 4pins L code 5pins
L型4针 L型5针



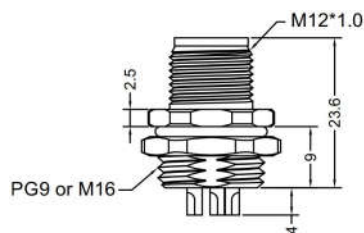
General data/常规数据

| Pins Numbers/孔数 | 4pins/4针 | 5pins/5针 |
|--------------------------------------|---|----------|
| Rated voltage/额定电压 | 630V | |
| Rated current(40°C)/额定电流 | 12A | |
| Standards/标准 | IEC 61076-2-101 | |
| Termination/焊接方式 | solder/焊接 | |
| Connector locking system/锁紧方式 | Screw/螺锁 | |
| Degree of protection/防护等级 | IP67, IP68, IP69K | |
| Wire gauge(mm²)/线规(平方数) | 0.14mm²-0.75mm² | |
| Wire gauge(AWG)/线号(平方数) | 26AWG-18AWG | |
| Mechanical operation/插拔次数 | >100 mating cycles/大于100次 | |
| Ambient temperature (operation)/操作温度 | -40°C~+85°C | |
| Contact resistance/接触电阻 | ≤5mΩ | |
| Insulation resistance/绝缘电阻 | ≥100MΩ | |
| Connector body/胶芯 | TPU | |
| Pins/端子 | Phosphorus copper with gold plated/磷铜镀金 | |
| Screw/螺丝 | Brass with nickel plated/黄铜镀镍 | |
| Gasket/胶圈 | Fluorine ring/氟胶圈 | |
| Environmental compliance/环境符合标准 | RoHs, Reach | |

M12 L code male straight rear panel mount connector, unshielded, solder/M12, L型公头直头后锁面板焊线式, 不带屏蔽

Illustration/尺寸

Product photo/产品图

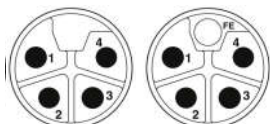


Part number/产品料号

| Pins/针数 | Code/型 | Part number("X" is length millimetre mm)/产品料号("X"表示长度, 单位毫米mm) | |
|----------|-----------|--|-------------------------------|
| | | PG9 thread 15.3±0.1/PG9螺纹15.3±0.1 | M16 thread 16±0.1/M16螺纹16±0.1 |
| 4pins/4针 | L code/L型 | 12H206 | 12H202 |
| 5pins/5针 | L code/L型 | 12H207 | 12H211 |

Pin assignment front view/针位分布前视图

L code 4pins L code 5pins
L型4针 L型5针



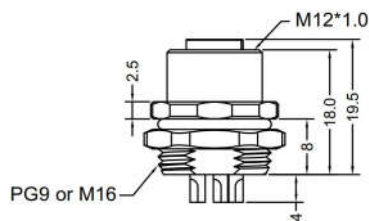
General data/常规数据

| Pins Numbers/针数 | 4pins/4针 | 5pins/5针 |
|--------------------------------------|-------------------------------|----------|
| Rated voltage/额定电压 | 630V | |
| Rated current(40°C)/额定电流 | 12A | |
| Standards/标准 | IEC 61076-2-101 | |
| Termination/焊接方式 | solder/焊接 | |
| Connector locking system/锁紧方式 | Screw/螺锁 | |
| Degree of protection/防护等级 | IP67, IP68, IP69K | |
| Wire gauge(mm²)/线规(平方数) | 0.14mm²-0.75mm² | |
| Wire gauge(AWG)/线号(平方数) | 26AWG-18AWG | |
| Mechanical operation/插拔次数 | >100 mating cycles/大于100次 | |
| Ambient temperature (operation)/操作温度 | -40°C~+85°C | |
| Contact resistance/接触电阻 | ≤5mΩ | |
| Insulation resistance/绝缘电阻 | ≥100MΩ | |
| Connector body/胶芯 | TPU | |
| Pins/端子 | Brass with gold plated/黄铜镀金 | |
| Screw/螺丝 | Brass with nickel plated/黄铜镀镍 | |
| Gasket/胶圈 | Fluorine ring/氟胶圈 | |
| Environmental compliance/环境符合标准 | RoHs, Reach | |

M12 L code female straight rear panel mount connector, unshielded, solder/M12, L型母头直头后锁面板焊线式, 不带屏蔽

Illustration/尺寸

Product photo/产品图

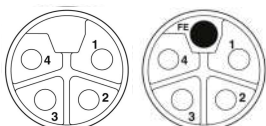


Part number/产品料号

| Pins/孔数 | Code/型 | Part number("X" is length millimetre mm)/产品料号("X"表示长度, 单位毫米mm) | |
|----------|-----------|--|-------------------------------|
| | | PG9 thread 15.3±0.1/PG9螺纹15.3±0.1 | M16 thread 16±0.1/M16螺纹16±0.1 |
| 4pins/4针 | L code/L型 | 12H204 | 12H200 |
| 5pins/5针 | L code/L型 | 12H209 | 12H212 |

Pin assignment front view/孔位分布前视图

L code 4pins L code 5pins
L型4针 L型5针

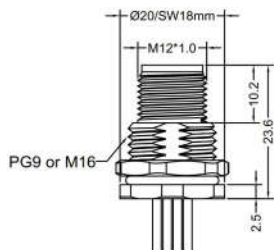


General data/常规数据

| Pins Numbers/孔数 | 4pins/4针 | 5pins/5针 |
|--------------------------------------|---|----------|
| Rated voltage/额定电压 | 630V | |
| Rated current(40°C)/额定电流 | 12A | |
| Standards/标准 | IEC 61076-2-101 | |
| Termination/焊接方式 | solder/焊接 | |
| Connector locking system/锁紧方式 | Screw/螺锁 | |
| Degree of protection/防护等级 | IP67, IP68, IP69K | |
| Wire gauge(mm²)/线规(平方数) | 0.14mm²-0.75mm² | |
| Wire gauge(AWG)/线号(平方数) | 26AWG-18AWG | |
| Mechanical operation/插拔次数 | >100 mating cycles/大于100次 | |
| Ambient temperature (operation)/操作温度 | -40°C~+85°C | |
| Contact resistance/接触电阻 | ≤5mΩ | |
| Insulation resistance/绝缘电阻 | ≥100MΩ | |
| Connector body/胶芯 | TPU | |
| Pins/端子 | Phosphorus copper with gold plated/磷铜镀金 | |
| Screw/螺丝 | Brass with nickel plated/黄铜镀镍 | |
| Gasket/胶圈 | Fluorine ring/氟胶圈 | |
| Environmental compliance/环境符合标准 | RoHs, Reach | |

M12 L code male straight front panel mount connector, unshielded, single wires/M12, L型公头直头前锁面板带线, 不带屏蔽

Illustration/尺寸



Product photo/产品图

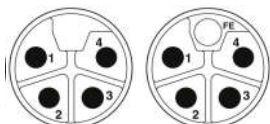


Part number/产品料号

| Pins/针数 | Code/型 | Part number("X" is length millimetre mm)/产品料号("X"表示长度, 单位毫米mm) | |
|----------|-----------|--|-------------------------------|
| | | PG9 thread 15.3±0.1/PG9螺纹15.3±0.1 | M16 thread 16±0.1/M16螺纹16±0.1 |
| 4pins/4针 | L code/L型 | 12D377 | 12D381 |
| 5pins/5针 | L code/L型 | 12D231 | 12D235 |

Pin assignment front view/针位分布前视图

L code 4pins L code 5pins
L型4针 L型5针



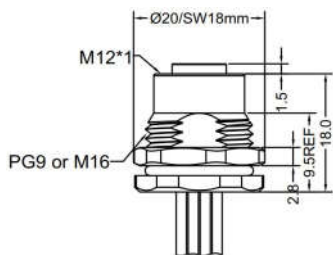
General data/常规数据

| Pins Numbers/针数 | 4pins/4针 | 5pins/5针 |
|--------------------------------------|-------------------------------|----------|
| Rated voltage/额定电压 | 630V | |
| Rated current(40°C)/额定电流 | 12A | |
| Standards/标准 | IEC 61076-2-101 | |
| Termination/焊接方式 | solder/焊接 | |
| Connector locking system/锁紧方式 | Screw/螺锁 | |
| Degree of protection/防护等级 | IP67, IP68, IP69K | |
| Wire gauge(mm²)/线规(平方数) | 0.14mm²-0.75mm² | |
| Wire gauge(AWG)/线号(平方数) | 26AWG-18AWG | |
| Mechanical operation/插拔次数 | >100 mating cycles/大于100次 | |
| Ambient temperature (operation)/操作温度 | -40°C~+85°C | |
| Contact resistance/接触电阻 | ≤5mΩ | |
| Insulation resistance/绝缘电阻 | ≥100MΩ | |
| Connector body/胶芯 | TPU | |
| Pins/端子 | Brass with gold plated/黄铜镀金 | |
| Screw/螺丝 | Brass with nickel plated/黄铜镀镍 | |
| Gasket/胶圈 | Fluorine ring/氟胶圈 | |
| Environmental compliance/环境符合标准 | RoHs, Reach | |

M12 L code female straight front panel mount connector, unshielded, single wires/M12, L型母头直头前锁面板带线, 不带屏蔽

Illustration/尺寸

Product photo/产品图

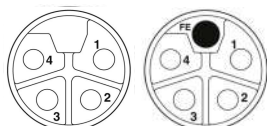


Part number/产品料号

| Pins/孔数 | Code/型 | Part number("X" is length millimetre mm)/产品料号("X"表示长度, 单位毫米mm) | |
|----------|-----------|--|-------------------------------|
| | | PG9 thread 15.3±0.1/PG9螺纹15.3±0.1 | M16 thread 16±0.1/M16螺纹16±0.1 |
| 4pins/4针 | L code/L型 | 12D379 | 12D383 |
| 5pins/5针 | L code/L型 | 12D233 | 12D237 |

Pin assignment front view/孔位分布前视图

L code 4pins L code 5pins
L型4针 L型5针

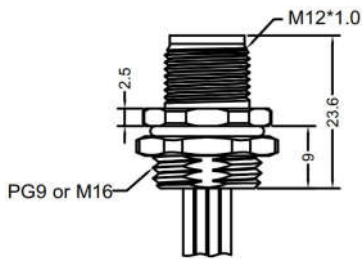


General data/常规数据

| Pins Numbers/孔数 | 4pins/4针 | 5pins/5针 |
|--------------------------------------|---|----------|
| Rated voltage/额定电压 | 630V | |
| Rated current(40°C)/额定电流 | 12A | |
| Standards/标准 | IEC 61076-2-101 | |
| Termination/焊接方式 | solder/焊接 | |
| Connector locking system/锁紧方式 | Screw/螺锁 | |
| Degree of protection/防护等级 | IP67, IP68, IP69K | |
| Wire gauge(mm²)/线规(平方数) | 0.14mm²-0.75mm² | |
| Wire gauge(AWG)/线号(平方数) | 26AWG-18AWG | |
| Mechanical operation/插拔次数 | >100 mating cycles/大于100次 | |
| Ambient temperature (operation)/操作温度 | -40°C~+85°C | |
| Contact resistance/接触电阻 | ≤5mΩ | |
| Insulation resistance/绝缘电阻 | ≥100MΩ | |
| Connector body/胶芯 | TPU | |
| Pins/端子 | Phosphorus copper with gold plated/磷铜镀金 | |
| Screw/螺丝 | Brass with nickel plated/黄铜镀镍 | |
| Gasket/胶圈 | Fluorine ring/氟胶圈 | |
| Environmental compliance/环境符合标准 | RoHs, Reach | |

M12 L code male straight rear panel mount connector, unshielded, single wires/M12, L型公头直头后锁面板带线, 不带屏蔽

Illustration/尺寸



Product photo/产品图

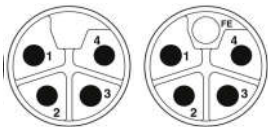


Part number/产品料号

| Pins/针数 | Code/型 | Part number("X" is length millimetre mm)/产品料号("X"表示长度, 单位毫米mm) | |
|----------|-----------|--|-------------------------------|
| | | PG9 thread 15.3±0.1/PG9螺纹15.3±0.1 | M16 thread 16±0.1/M16螺纹16±0.1 |
| 4pins/4针 | L code/L型 | 12D378 | 12D382 |
| 5pins/5针 | L code/L型 | 12D232 | 12D236 |

Pin assignment front view/针位分布前视图

L code 4pins L code 5pins
L型4针 L型5针

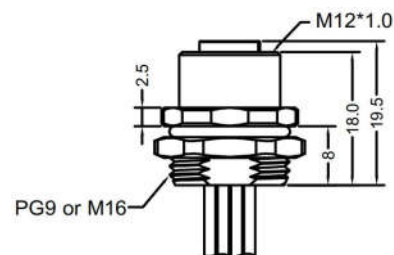


General data/常规数据

| Pins Numbers/针数 | 4pins/4针 | 5pins/5针 |
|--------------------------------------|-------------------------------|----------|
| Rated voltage/额定电压 | 630V | |
| Rated current(40°C)/额定电流 | 12A | |
| Standards/标准 | IEC 61076-2-101 | |
| Termination/焊接方式 | solder/焊接 | |
| Connector locking system/锁紧方式 | Screw/螺锁 | |
| Degree of protection/防护等级 | IP67, IP68, IP69K | |
| Wire gauge(mm²)/线规(平方数) | 0.14mm²-0.75mm² | |
| Wire gauge(AWG)/线号(平方数) | 26AWG-18AWG | |
| Mechanical operation/插拔次数 | >100 mating cycles/大于100次 | |
| Ambient temperature (operation)/操作温度 | -40°C~+85°C | |
| Contact resistance/接触电阻 | ≤5mΩ | |
| Insulation resistance/绝缘电阻 | ≥100MΩ | |
| Connector body/胶芯 | TPU | |
| Pins/端子 | Brass with gold plated/黄铜镀金 | |
| Screw/螺丝 | Brass with nickel plated/黄铜镀镍 | |
| Gasket/胶圈 | Fluorine ring/氟胶圈 | |
| Environmental compliance/环境符合标准 | RoHs, Reach | |

M12 L code female straight rear panel mount connector, unshielded, single wires/M12, L型母头直头后锁面板带线, 不带屏蔽

Illustration/尺寸



Product photo/产品图

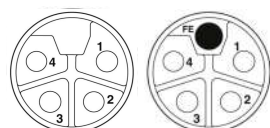


Part number/产品料号

| Pins/孔数 | Code/型 | Part number("X" is length millimetre mm)/产品料号("X"表示长度, 单位毫米mm) | |
|----------|-----------|--|-------------------------------|
| | | PG9 thread 15.3±0.1/PG9螺纹15.3±0.1 | M16 thread 16±0.1/M16螺纹16±0.1 |
| 4pins/4针 | L code/L型 | 12D380 | 12D384 |
| 5pins/5针 | L code/L型 | 12D234 | 12D238 |

Pin assignment front view/孔位分布前视图

L code 4pins L code 5pins
L型4针 L型5针

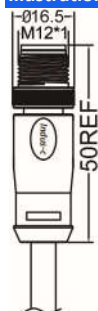


General data/常规数据

| Pins Numbers/孔数 | 4pins/4针 | 5pins/5针 |
|--------------------------------------|---|----------|
| Rated voltage/额定电压 | 630V | |
| Rated current(40°C)/额定电流 | 12A | |
| Standards/标准 | IEC 61076-2-101 | |
| Termination/焊接方式 | solder/焊接 | |
| Connector locking system/锁紧方式 | Screw/螺锁 | |
| Degree of protection/防护等级 | IP67, IP68, IP69K | |
| Wire gauge(mm²)/线规(平方数) | 0.14mm²-0.75mm² | |
| Wire gauge(AWG)/线号(平方数) | 26AWG-18AWG | |
| Mechanical operation/插拔次数 | >100 mating cycles/大于100次 | |
| Ambient temperature (operation)/操作温度 | -40°C~+85°C | |
| Contact resistance/接触电阻 | ≤5mΩ | |
| Insulation resistance/绝缘电阻 | ≥100MΩ | |
| Connector body/胶芯 | TPU | |
| Pins/端子 | Phosphorus copper with gold plated/磷铜镀金 | |
| Screw/螺丝 | Brass with nickel plated/黄铜镀镍 | |
| Gasket/胶圈 | Fluorine ring/氟胶圈 | |
| Environmental compliance/环境符合标准 | RoHs, Reach | |

M12 L code male straight molded cable, unshielded/M12, L型公头直头成型式连接线, 不带屏蔽

Illustration/尺寸



Product photo/产品图

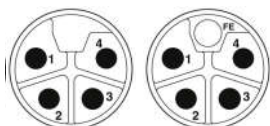


Part number/产品料号

| Pins/针数 | Code/型 | Part number("X" is length millimetre mm)/产品料号("X"表示长度, 单位毫米mm) | |
|----------|-----------|--|----------------------------------|
| | | PVC jacket/PVC外被 -40°C~+105°C | PUR jacket/PUR外被 -40°C~+105°C |
| 4pins/4针 | L code/L型 | 12L01524-X | 12L01528-X |
| 5pins/5针 | L code/L型 | 12L01508-X | 12L01512-X |

Pin assignment front view/针位分布前视图

L code 4pins L code 5pins
L型4针 L型5针

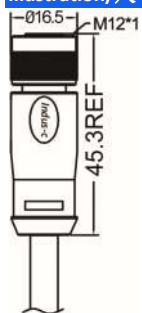


General data/常规数据

| Pins Numbers/针数 | 4pins/4针 | 5pins/5针 |
|---------------------------------|-------------------------------|----------|
| Rated voltage/额定电压 | 630V | |
| Rated current(40°C)/额定电流 | 12A | |
| Standards/标准 | IEC 61076-2-101 | |
| Termination/焊接方式 | solder and over-mold/焊接和成型 | |
| Degree of protection/防护等级 | IP67, IP68, IP69K | |
| Wire gauge(mm²)/线规(平方数) | 0.14mm²-0.75mm² | |
| Wire gauge(AWG)/线号(平方数) | 26AWG-18AWG | |
| Mechanical operation/插拔次数 | >100 mating cycles/大于100次 | |
| Contact resistance/接触电阻 | ≤5mΩ | |
| Insulation resistance/绝缘电阻 | ≥100MΩ | |
| Connector body/胶芯 | TPU | |
| Pins/端子 | Brass with gold plated/黄铜镀金 | |
| Screw/螺丝 | Brass with nickel plated/黄铜镀镍 | |
| Environmental compliance/环境符合标准 | RoHs, Reach | |

M12 L code female straight molded cable, unshielded/M12, L型母头直头成型式连接线, 不带屏蔽

Illustration/尺寸



Product photo/产品图

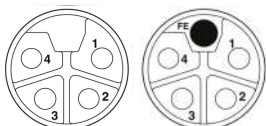


Part number/产品料号

| Pins/孔数 | Code/型 | Part number("X" is length millimetre mm)/产品料号("X"表示长度, 单位毫米mm) | |
|----------|-----------|--|----------------------------------|
| | | PVC jacket/PVC外被 -40°C~+105°C | PUR jacket/PUR外被 -40°C~+105°C |
| 4pins/4针 | L code/L型 | 12L01525-X | 12L01529-X |
| 5pins/5孔 | L code/L型 | 12L01509-X | 12L01513-X |

Pin assignment front view/孔位分布前视图

L code 4pins L code 5pins
L型4针 L型5针

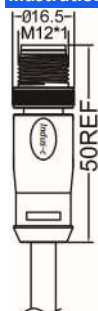


General data/常规数据

| Pins Numbers/孔数 | 4pins/4针 | 5pins/5针 |
|---------------------------------|---|----------|
| Rated voltage/额定电压 | 630V | |
| Rated current(40°C)/额定电流 | 12A | |
| Standards/标准 | IEC 61076-2-101 | |
| Termination/焊接方式 | solder and over-mold/焊接和成型 | |
| Degree of protection/防护等级 | IP67, IP68, IP69K | |
| Wire gauge(mm²)/线规(平方数) | 0.14mm²-0.75mm² | |
| Wire gauge(AWG)/线号(平方数) | 26AWG-18AWG | |
| Mechanical operation/插拔次数 | >100 mating cycles/大于100次 | |
| Contact resistance/接触电阻 | ≤5mΩ | |
| Insulation resistance/绝缘电阻 | ≥100MΩ | |
| Connector body/胶芯 | TPU | |
| Pins/端子 | Phosphorus copper with gold plated/磷铜镀金 | |
| Screw/螺丝 | Brass with nickel plated/黄铜镀镍 | |
| Environmental compliance/环境符合标准 | RoHs, Reach | |

M12 L code male straight molded cable, shielded/M12, L型公头直头成型式连接线, 带屏蔽

Illustration/尺寸



Product photo/产品图

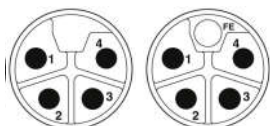


Part number/产品料号

| Pins/针数 | Code/型 | Part number("X" is length millimetre mm)/产品料号("X"表示长度, 单位毫米mm) | |
|----------|-----------|--|----------------------------------|
| | | PVC jacket/PVC外被 -40°C~+105°C | PUR jacket/PUR外被 -40°C~+105°C |
| 4pins/4针 | L code/L型 | 12L01532-X | 12L01536-X |
| 5pins/5孔 | L code/L型 | 12L01516-X | 12L01520-X |

Pin assignment front view/针位分布前视图

L code 4pins L code 5pins
L型4针 L型5针

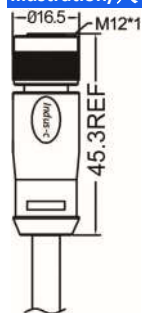


General data/常规数据

| Pins Numbers/针数 | 4pins/4针 | 5pins/5针 |
|---------------------------------|-------------------------------|----------|
| Rated voltage/额定电压 | 630V | |
| Rated current(40°C)/额定电流 | 12A | |
| Standards/标准 | IEC 61076-2-101 | |
| Termination/焊接方式 | solder and over-mold/焊接和成型 | |
| Degree of protection/防护等级 | IP67, IP68, IP69K | |
| Wire gauge(mm²)/线规(平方数) | 0.14mm²-0.75mm² | |
| Wire gauge(AWG)/线号(平方数) | 26AWG-18AWG | |
| Mechanical operation/插拔次数 | >100 mating cycles/大于100次 | |
| Contact resistance/接触电阻 | ≤5mΩ | |
| Insulation resistance/绝缘电阻 | ≥100MΩ | |
| Connector body/胶芯 | TPU | |
| Pins/端子 | Brass with gold plated/黄铜镀金 | |
| Screw/螺丝 | Brass with nickel plated/黄铜镀镍 | |
| Environmental compliance/环境符合标准 | RoHs, Reach | |

M12 L code female straight molded cable, shielded/M12, L型母头直头成型式连接线, 带屏蔽

Illustration/尺寸



Product photo/产品图

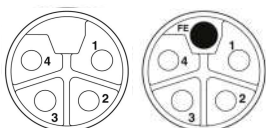


Part number/产品料号

| Pins/孔数 | Code/型 | Part number("X" is length millimetre mm)/产品料号("X"表示长度, 单位毫米mm) | |
|----------|-----------|--|----------------------------------|
| | | PVC jacket/PVC外被 -40°C~+105°C | PUR jacket/PUR外被 -40°C~+105°C |
| 4pins/4针 | L code/L型 | 12L01533-X | 12L01537-X |
| 5pins/5孔 | L code/L型 | 12L01517-X | 12L01521-X |

Pin assignment front view/孔位分布前视图

L code 4pins L code 5pins
L型4针 L型5针

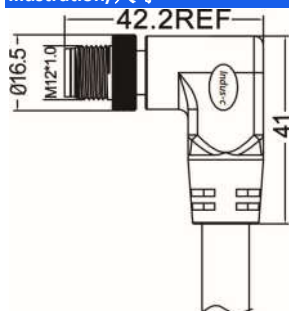


General data/常规数据

| Pins Numbers/孔数 | 4pins/4针 | 5pins/5针 |
|---------------------------------|---|----------|
| Rated voltage/额定电压 | 630V | |
| Rated current(40°C)/额定电流 | 12A | |
| Standards/标准 | IEC 61076-2-101 | |
| Termination/焊接方式 | solder and over-mold/焊接和成型 | |
| Degree of protection/防护等级 | IP67, IP68, IP69K | |
| Wire gauge(mm²)/线规(平方数) | 0.14mm²-0.75mm² | |
| Wire gauge(AWG)/线号(平方数) | 26AWG-18AWG | |
| Mechanical operation/插拔次数 | >100 mating cycles/大于100次 | |
| Contact resistance/接触电阻 | ≤5mΩ | |
| Insulation resistance/绝缘电阻 | ≥100MΩ | |
| Connector body/胶芯 | TPU | |
| Pins/端子 | Phosphorus copper with gold plated/磷铜镀金 | |
| Screw/螺丝 | Brass with nickel plated/黄铜镀镍 | |
| Environmental compliance/环境符合标准 | RoHs, Reach | |

M12 L code male right angle molded cable, unshielded/M12, L型公头弯头成型式连接线, 不带屏蔽

Illustration/尺寸



Product photo/产品图

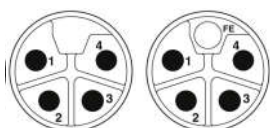


Part number/产品料号

| Pins/针数 | Code/型 | Part number("X" is length millimetre mm)/产品料号("X"表示长度, 单位毫米mm) | |
|----------|-----------|--|----------------------------------|
| | | PVC jacket/PVC外被 -40°C~+105°C | PUR jacket/PUR外被 -40°C~+105°C |
| 4pins/4针 | L code/L型 | 12L01526-X | 12L01530-X |
| 5pins/5孔 | L code/L型 | 12L01510-X | 12L01514-X |

Pin assignment front view/针位分布前视图

L code 4pins L code 5pins
L型4针 L型5针

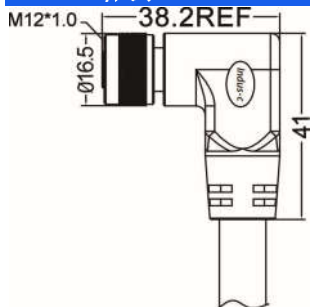


General data/常规数据

| Pins Numbers/针数 | 4pins/4针 | 5pins/5针 |
|---------------------------------|-------------------------------|----------|
| Rated voltage/额定电压 | 630V | |
| Rated current(40°C)/额定电流 | 12A | |
| Standards/标准 | IEC 61076-2-101 | |
| Termination/焊接方式 | solder and over-mold/焊接和成型 | |
| Degree of protection/防护等级 | IP67, IP68, IP69K | |
| Wire gauge(mm²)/线规(平方数) | 0.14mm²-0.75mm² | |
| Wire gauge(AWG)/线号(平方数) | 26AWG-18AWG | |
| Mechanical operation/插拔次数 | >100 mating cycles/大于100次 | |
| Contact resistance/接触电阻 | ≤5mΩ | |
| Insulation resistance/绝缘电阻 | ≥100MΩ | |
| Connector body/胶芯 | TPU | |
| Pins/端子 | Brass with gold plated/黄铜镀金 | |
| Screw/螺丝 | Brass with nickel plated/黄铜镀镍 | |
| Environmental compliance/环境符合标准 | RoHs, Reach | |

M12 L code female right angle molded cable, unshielded/M12, L型母头弯头成型式连接线, 不带屏蔽

Illustration/尺寸



Product photo/产品图

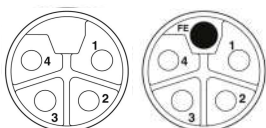


Part number/产品料号

| Pins/孔数 | Code/型 | Part number("X" is length millimetre mm)/产品料号("X"表示长度, 单位毫米mm) | |
|----------|-----------|--|----------------------------------|
| | | PVC jacket/PVC外被 -40°C~+105°C | PUR jacket/PUR外被 -40°C~+105°C |
| 4pins/4针 | L code/L型 | 12L01527-X | 12L01531-X |
| 5pins/5孔 | L code/L型 | 12L01511-X | 12L01515-X |

Pin assignment front view/孔位分布前视图

L code 4pins L code 5pins
L型4针 L型5针



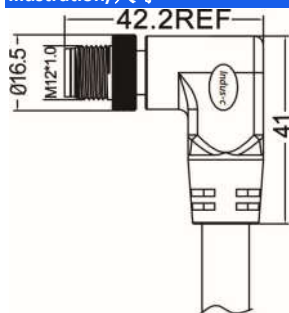
General data/常规数据

| Pins Numbers/孔数 | 4pins/4针 | 5pins/5针 |
|---------------------------------|---|----------|
| Rated voltage/额定电压 | 630V | |
| Rated current(40°C)/额定电流 | 12A | |
| Standards/标准 | IEC 61076-2-101 | |
| Termination/焊接方式 | solder and over-mold/焊接和成型 | |
| Degree of protection/防护等级 | IP67, IP68, IP69K | |
| Wire gauge(mm²)/线规(平方数) | 0.14mm²-0.75mm² | |
| Wire gauge(AWG)/线号(平方数) | 26AWG-18AWG | |
| Mechanical operation/插拔次数 | >100 mating cycles/大于100次 | |
| Contact resistance/接触电阻 | ≤5mΩ | |
| Insulation resistance/绝缘电阻 | ≥100MΩ | |
| Connector body/胶芯 | TPU | |
| Pins/端子 | Phosphorus copper with gold plated/磷铜镀金 | |
| Screw/螺丝 | Brass with nickel plated/黄铜镀镍 | |
| Environmental compliance/环境符合标准 | RoHs, Reach | |

M12 L code male right angle molded cable, shielded/M12, L型公头弯头成型式连接线, 带屏蔽

Illustration/尺寸

Product photo/产品图

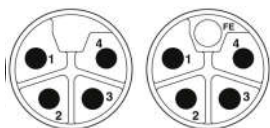


Part number/产品料号

| Pins/针数 | Code/型 | Part number("X" is length millimetre mm)/产品料号("X"表示长度, 单位毫米mm) | |
|----------|-----------|--|----------------------------------|
| | | PVC jacket/PVC外被 -40°C~+105°C | PUR jacket/PUR外被 -40°C~+105°C |
| 4pins/4针 | L code/L型 | 12L01534-X | 12L01538-X |
| 5pins/5孔 | L code/L型 | 12L01518-X | 12L01522-X |

Pin assignment front view/针位分布前视图

L code 4pins L code 5pins
L型4针 L型5针

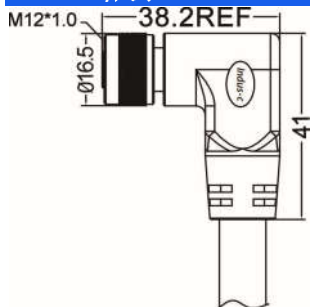


General data/常规数据

| Pins Numbers/针数 | 4pins/4针 | 5pins/5针 |
|---------------------------------|-------------------------------|----------|
| Rated voltage/额定电压 | 630V | |
| Rated current(40°C)/额定电流 | 12A | |
| Standards/标准 | IEC 61076-2-101 | |
| Termination/焊接方式 | solder and over-mold/焊接和成型 | |
| Degree of protection/防护等级 | IP67, IP68, IP69K | |
| Wire gauge(mm²)/线规(平方数) | 0.14mm²-0.75mm² | |
| Wire gauge(AWG)/线号(平方数) | 26AWG-18AWG | |
| Mechanical operation/插拔次数 | >100 mating cycles/大于100次 | |
| Contact resistance/接触电阻 | ≤5mΩ | |
| Insulation resistance/绝缘电阻 | ≥100MΩ | |
| Connector body/胶芯 | TPU | |
| Pins/端子 | Brass with gold plated/黄铜镀金 | |
| Screw/螺丝 | Brass with nickel plated/黄铜镀镍 | |
| Environmental compliance/环境符合标准 | RoHs, Reach | |

M12 L code female right angle molded cable, shielded/M12, L型母头弯头成型式连接线, 带屏蔽

Illustration/尺寸



Product photo/产品图

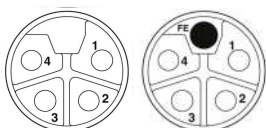


Part number/产品料号

| Pins/孔数 | Code/型 | Part number("X" is length millimetre mm)/产品料号("X"表示长度, 单位毫米mm) | |
|----------|-----------|--|----------------------------------|
| | | PVC jacket/PVC外被 -40°C~+105°C | PUR jacket/PUR外被 -40°C~+105°C |
| 4pins/4针 | L code/L型 | 12L01535-X | 12L01539-X |
| 5pins/5孔 | L code/L型 | 12L01519-X | 12L01523-X |

Pin assignment front view/孔位分布前视图

L code 4pins L code 5pins
L型4针 L型5针

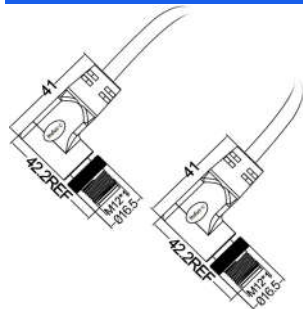


General data/常规数据

| Pins Numbers/孔数 | 4pins/4针 | 5pins/5针 |
|---------------------------------|---|----------|
| Rated voltage/额定电压 | 630V | |
| Rated current(40°C)/额定电流 | 12A | |
| Standards/标准 | IEC 61076-2-101 | |
| Termination/焊接方式 | solder and over-mold/焊接和成型 | |
| Degree of protection/防护等级 | IP67, IP68, IP69K | |
| Wire gauge(mm²)/线规(平方数) | 0.14mm²-0.75mm² | |
| Wire gauge(AWG)/线号(平方数) | 26AWG-18AWG | |
| Mechanical operation/插拔次数 | >100 mating cycles/大于100次 | |
| Contact resistance/接触电阻 | ≤5mΩ | |
| Insulation resistance/绝缘电阻 | ≥100MΩ | |
| Connector body/胶芯 | TPU | |
| Pins/端子 | Phosphorus copper with gold plated/磷铜镀金 | |
| Screw/螺丝 | Brass with nickel plated/黄铜镀镍 | |
| Environmental compliance/环境符合标准 | RoHs, Reach | |

M12 L code male to male right angle molded cable, unshielded/M12, L型公头弯头对公头弯头连接线, 不带屏蔽

Illustration/尺寸



Product photo/产品图

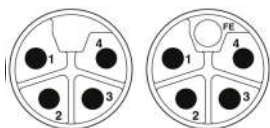


Part number/产品料号

| Pins/针数 | Code/型 | Part number("X" is length millimetre mm)/产品料号("X"表示长度, 单位毫米mm) | |
|----------|-----------|--|----------------------------------|
| | | PVC jacket/PVC外被 -40°C~+105°C | PUR jacket/PUR外被 -40°C~+105°C |
| 4pins/4针 | L code/L型 | 12L01541-X | 12L01542-X |
| 5pins/5孔 | L code/L型 | 12L01582-X | 12L01583-X |

Pin assignment front view/针位分布前视图

L code 4pins L code 5pins
L型4针 L型5针

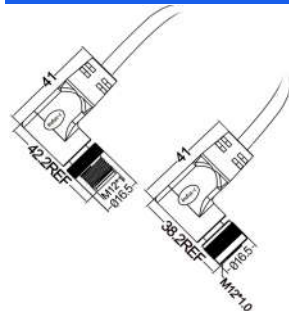


General data/常规数据

| Pins Numbers/针数 | 4pins/4针 | 5pins/5针 |
|---------------------------------|-------------------------------|----------|
| Rated voltage/额定电压 | 630V | |
| Rated current(40°C)/额定电流 | 12A | |
| Standards/标准 | IEC 61076-2-101 | |
| Termination/焊接方式 | solder and over-mold/焊接和成型 | |
| Degree of protection/防护等级 | IP67, IP68, IP69K | |
| Wire gauge(mm²)/线规(平方数) | 0.14mm²-0.75mm² | |
| Wire gauge(AWG)/线号(平方数) | 26AWG-18AWG | |
| Mechanical operation/插拔次数 | >100 mating cycles/大于100次 | |
| Contact resistance/接触电阻 | ≤5mΩ | |
| Insulation resistance/绝缘电阻 | ≥100MΩ | |
| Connector body/胶芯 | TPU | |
| Pins/端子 | Brass with gold plated/黄铜镀金 | |
| Screw/螺丝 | Brass with nickel plated/黄铜镀镍 | |
| Environmental compliance/环境符合标准 | RoHs, Reach | |

M12 L code male to female right angle molded cable, unshielded/M12, L型公头弯头对母头弯头连接线, 不带屏蔽

Illustration/尺寸



Product photo/产品图

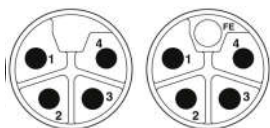


Part number/产品料号

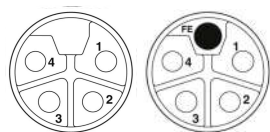
| Pins/针数 | Code/型 | Part number("X" is length millimetre mm)/产品料号("X"表示长度, 单位毫米mm) | |
|----------|-----------|--|----------------------------------|
| | | PVC jacket/PVC外被 -40°C~+105°C | PUR jacket/PUR外被 -40°C~+105°C |
| 4pins/4针 | L code/L型 | 12L01543-X | 12L01544-X |
| 5pins/5孔 | L code/L型 | 12L01584-X | 12L01585-X |

Pin assignment front view/针位分布前视图

L code 4pins L code 5pins
L型4针 L型5针



L code 4pins L code 5pins
L型4针 L型5针

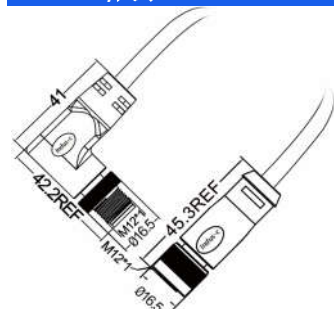


General data/常规数据

| | |
|---------------------------------|---|
| Pins Numbers/针数 | 4pins/4针 5pins/5针 |
| Rated voltage/额定电压 | 630V |
| Rated current(40°C)/额定电流 | 12A |
| Standards/标准 | IEC 61076-2-101 |
| Termination/焊接方式 | solder and over-mold/焊接和成型 |
| Degree of protection/防护等级 | IP67, IP68, IP69K |
| Wire gauge(mm²)/线规(平方数) | 0.14mm²-0.75mm² |
| Wire gauge(AWG)/线号(平方数) | 26AWG-18AWG |
| Mechanical operation/插拔次数 | >100 mating cycles/大于100次 |
| Contact resistance/接触电阻 | ≤5mΩ |
| Insulation resistance/绝缘电阻 | ≥100MΩ |
| Connector body/胶芯 | TPU |
| Male pin/公端子 | Brass with gold plated/黄铜镀金 |
| Female pin/母端子 | Phosphorus copper with gold plated/磷铜镀金 |
| Screw/螺丝 | Brass with nickel plated/黄铜镀镍 |
| Over-mold/成型 | TPU |
| Environmental compliance/环境符合标准 | RoHs, Reach |

M12 L code male right angle to female straight molded cable, unshielded/M12, L型公头弯头对母头直头成型式连接线, 不带屏蔽

Illustration/尺寸



Product photo/产品图

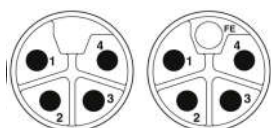


Part number/产品料号

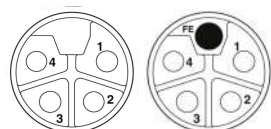
| Pins/针数 | Code/型 | Part number("X" is length millimetre mm)/产品料号("X"表示长度, 单位毫米mm) | |
|----------|-----------|--|----------------------------|
| | | PVC jacket/PVC外被 | PUR jacket/PUR外被 |
| 4pins/4针 | L code/L型 | -40°C~+105°C 12L01545-X | -40°C~+105°C 12L01546-X |
| 5pins/5孔 | L code/L型 | 12L01586-X | 12L01587-X |

Pin assignment front view/针位分布前视图

L code 4pins L code 5pins
L型4针 L型5针



L code 4pins L code 5pins
L型4针 L型5针



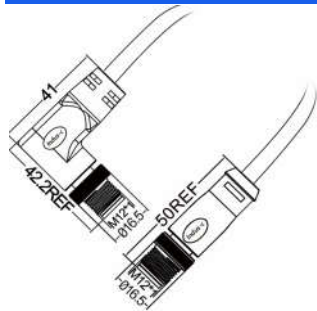
General data/常规数据

| | |
|---------------------------------|---|
| Pins Numbers/针数 | 4pins/4针 5pins/5针 |
| Rated voltage/额定电压 | 630V |
| Rated current(40°C)/额定电流 | 12A |
| Standards/标准 | IEC 61076-2-101 |
| Termination/焊接方式 | solder and over-mold/焊接和成型 |
| Degree of protection/防护等级 | IP67, IP68, IP69K |
| Wire gauge(mm²)/线规(平方数) | 0.14mm²-0.75mm² |
| Wire gauge(AWG)/线号(平方数) | 26AWG-18AWG |
| Mechanical operation/插拔次数 | >100 mating cycles/大于100次 |
| Contact resistance/接触电阻 | ≤5mΩ |
| Insulation resistance/绝缘电阻 | ≥100MΩ |
| Connector body/胶芯 | TPU |
| Male pin/公端子 | Brass with gold plated/黄铜镀金 |
| Female pin/母端子 | Phosphorus copper with gold plated/磷铜镀金 |
| Screw/螺丝 | Brass with nickel plated/黄铜镀镍 |
| Over-mold/成型 | TPU |
| Environmental compliance/环境符合标准 | RoHs, Reach |

M12 L code male straight to male right angle molded cable, unshielded/M12, L型公头直头对公头弯头连接线, 不带屏蔽

Illustration/尺寸

Product photo/产品图

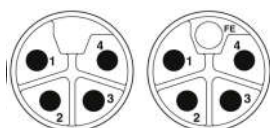


Part number/产品料号

| Pins/针数 | Code/型 | Part number("X" is length millimetre mm)/产品料号("X"表示长度, 单位毫米mm) | |
|----------|-----------|--|----------------------------------|
| | | PVC jacket/PVC外被 -40°C~+105°C | PUR jacket/PUR外被 -40°C~+105°C |
| 4pins/4针 | L code/L型 | 12L01547-X | 12L01548-X |
| 5pins/5孔 | L code/L型 | 12L01588-X | 12L01589-X |

Pin assignment front view/针位分布前视图

L code 4pins L code 5pins
L型4针 L型5针




General data/常规数据

| Pins Numbers/针数 | 4pins/4针 | 5pins/5针 |
|---------------------------------|-------------------------------|----------|
| Rated voltage/额定电压 | 630V | |
| Rated current(40°C)/额定电流 | 12A | |
| Standards/标准 | IEC 61076-2-101 | |
| Termination/焊接方式 | solder and over-mold/焊接和成型 | |
| Degree of protection/防护等级 | IP67, IP68, IP69K | |
| Wire gauge(mm²)/线规(平方数) | 0.14mm²-0.75mm² | |
| Wire gauge(AWG)/线号(平方数) | 26AWG-18AWG | |
| Mechanical operation/插拔次数 | >100 mating cycles/大于100次 | |
| Contact resistance/接触电阻 | ≤5mΩ | |
| Insulation resistance/绝缘电阻 | ≥100MΩ | |
| Connector body/胶芯 | TPU | |
| Pins/端子 | Brass with gold plated/黄铜镀金 | |
| Screw/螺丝 | Brass with nickel plated/黄铜镀镍 | |
| Environmental compliance/环境符合标准 | RoHs, Reach | |

M12 L code male to male straight molded cable, unshielded/M12, L型公头直头对公头直头连接线, 不带屏蔽

Illustration/尺寸



Product photo/产品图

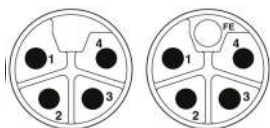


Part number/产品料号

| Pins/针数 | Code/型 | Part number("X" is length millimetre mm)/产品料号("X"表示长度, 单位毫米mm) | |
|----------|-----------|--|----------------------------------|
| | | PVC jacket/PVC外被 -40°C~+105°C | PUR jacket/PUR外被 -40°C~+105°C |
| 4pins/4针 | L code/L型 | 12L01549-X | 12L01550-X |
| 5pins/5孔 | L code/L型 | 12L01590-X | 12L01591-X |

Pin assignment front view/针位分布前视图

L code 4pins L code 5pins
L型4针 L型5针



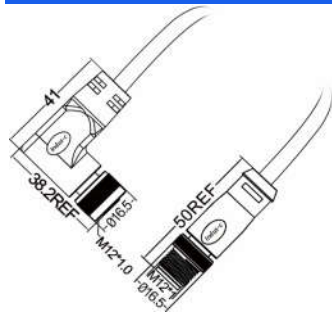
General data/常规数据

| Pins Numbers/针数 | 4pins/4针 | 5pins/5针 |
|---------------------------------|-------------------------------|----------|
| Rated voltage/额定电压 | 630V | |
| Rated current(40°C)/额定电流 | 12A | |
| Standards/标准 | IEC 61076-2-101 | |
| Termination/焊接方式 | solder and over-mold/焊接和成型 | |
| Degree of protection/防护等级 | IP67, IP68, IP69K | |
| Wire gauge(mm²)/线规(平方数) | 0.14mm²-0.75mm² | |
| Wire gauge(AWG)/线号(平方数) | 26AWG-18AWG | |
| Mechanical operation/插拔次数 | >100 mating cycles/大于100次 | |
| Contact resistance/接触电阻 | ≤5mΩ | |
| Insulation resistance/绝缘电阻 | ≥100MΩ | |
| Connector body/胶芯 | TPU | |
| Pins/端子 | Brass with gold plated/黄铜镀金 | |
| Screw/螺丝 | Brass with nickel plated/黄铜镀镍 | |
| Environmental compliance/环境符合标准 | RoHs, Reach | |

M12 L code male straight to female right angle molded cable, unshielded/M12, L型公头直头对母头弯头连接线, 不带屏蔽

Illustration/尺寸

Product photo/产品图

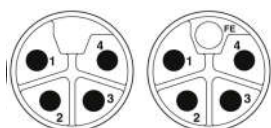


Part number/产品料号

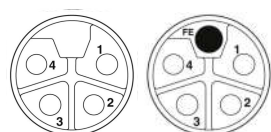
| Pins/针数 | Code/型 | Part number("X" is length millimetre mm)/产品料号("X"表示长度, 单位毫米mm) | |
|----------|-----------|--|----------------------------------|
| | | PVC jacket/PVC外被 -40°C~+105°C | PUR jacket/PUR外被 -40°C~+105°C |
| 4pins/4针 | L code/L型 | 12L01551-X | 12L01552-X |
| 5pins/5孔 | L code/L型 | 12L01592-X | 12L01593-X |

Pin assignment front view/针位分布前视图

L code 4pins L code 5pins
L型4针 L型5针



L code 4pins L code 5pins
L型4针 L型5针




General data/常规数据

| | |
|---------------------------------|---|
| Pins Numbers/针数 | 4pins/4针 5pins/5针 |
| Rated voltage/额定电压 | 630V |
| Rated current(40°C)/额定电流 | 12A |
| Standards/标准 | IEC 61076-2-101 |
| Termination/焊接方式 | solder and over-mold/焊接和成型 |
| Degree of protection/防护等级 | IP67, IP68, IP69K |
| Wire gauge(mm²)/线规(平方数) | 0.14mm²-0.75mm² |
| Wire gauge(AWG)/线号(平方数) | 26AWG-18AWG |
| Mechanical operation/插拔次数 | >100 mating cycles/大于100次 |
| Contact resistance/接触电阻 | ≤5mΩ |
| Insulation resistance/绝缘电阻 | ≥100MΩ |
| Connector body/胶芯 | TPU |
| Male pin/公端子 | Brass with gold plated/黄铜镀金 |
| Female pin/母端子 | Phosphorus copper with gold plated/磷铜镀金 |
| Screw/螺丝 | Brass with nickel plated/黄铜镀镍 |
| Over-mold/成型 | TPU |
| Environmental compliance/环境符合标准 | RoHs, Reach |

M12 L code male to female straight molded cable, unshielded/M12, L型公头直头对母头直头连接线, 不带屏蔽

Illustration/尺寸

Product photo/产品图

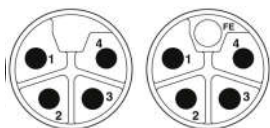


Part number/产品料号

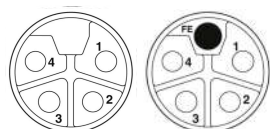
| Pins/针数 | Code/型 | Part number("X" is length millimetre mm)/产品料号("X"表示长度, 单位毫米mm) | |
|----------|-----------|--|----------------------------------|
| | | PVC jacket/PVC外被 -40°C~+105°C | PUR jacket/PUR外被 -40°C~+105°C |
| 4pins/4针 | L code/L型 | 12L01553-X | 12L01554-X |
| 5pins/5孔 | L code/L型 | 12L01581-X | 12L00367-X |

Pin assignment front view/针位分布前视图

L code 4pins L code 5pins
L型4针 L型5针



L code 4pins L code 5pins
L型4针 L型5针

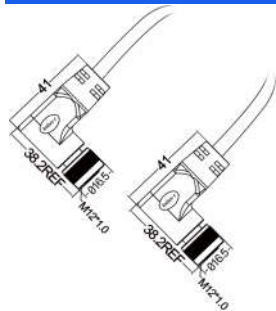


General data/常规数据

| | |
|---------------------------------|---|
| Pins Numbers/针数 | 4pins/4针 5pins/5针 |
| Rated voltage/额定电压 | 630V |
| Rated current(40°C)/额定电流 | 12A |
| Standards/标准 | IEC 61076-2-101 |
| Termination/焊接方式 | solder and over-mold/焊接和成型 |
| Degree of protection/防护等级 | IP67, IP68, IP69K |
| Wire gauge(mm²)/线规(平方数) | 0.14mm²-0.75mm² |
| Wire gauge(AWG)/线号(平方数) | 26AWG-18AWG |
| Mechanical operation/插拔次数 | >100 mating cycles/大于100次 |
| Contact resistance/接触电阻 | ≤5mΩ |
| Insulation resistance/绝缘电阻 | ≥100MΩ |
| Connector body/胶芯 | TPU |
| Male pin/公端子 | Brass with gold plated/黄铜镀金 |
| Female pin/母端子 | Phosphorus copper with gold plated/磷铜镀金 |
| Screw/螺丝 | Brass with nickel plated/黄铜镀镍 |
| Over-mold/成型 | TPU |
| Environmental compliance/环境符合标准 | RoHs, Reach |

M12 L code female to female right angle molded cable, unshielded/M12, L型母头弯头对母头弯头连接线, 不带屏蔽

Illustration/尺寸



Product photo/产品图

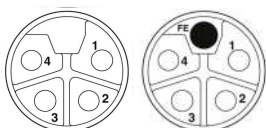


Part number/产品料号

| Pins/孔数 | Code/型 | Part number("X" is length millimetre mm)/产品料号("X"表示长度, 单位毫米mm) | |
|----------|-----------|--|----------------------------------|
| | | PVC jacket/PVC外被 -40°C~+105°C | PUR jacket/PUR外被 -40°C~+105°C |
| 4pins/4针 | L code/L型 | 12L01555-X | 12L01556-X |
| 5pins/5孔 | L code/L型 | 12L01595-X | 12L01596-X |

Pin assignment front view/孔位分布前视图

L code 4pins L code 5pins
L型4针 L型5针



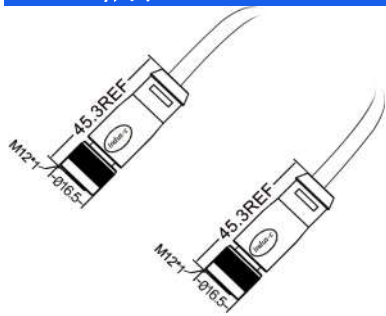
General data/常规数据

| | |
|---------------------------------|---|
| Pins Numbers/孔数 | 4pins/4针 5pins/5针 |
| Rated voltage/额定电压 | 630V |
| Rated current(40°C)/额定电流 | 12A |
| Standards/标准 | IEC 61076-2-101 |
| Termination/焊接方式 | solder and over-mold/焊接和成型 |
| Degree of protection/防护等级 | IP67, IP68, IP69K |
| Wire gauge(mm²)/线规(平方数) | 0.14mm²-0.75mm² |
| Wire gauge(AWG)/线号(平方数) | 26AWG-18AWG |
| Mechanical operation/插拔次数 | >100 mating cycles/大于100次 |
| Contact resistance/接触电阻 | ≤5mΩ |
| Insulation resistance/绝缘电阻 | ≥100MΩ |
| Connector body/胶芯 | TPU |
| Pins/端子 | Phosphorus copper with gold plated/磷铜镀金 |
| Screw/螺丝 | Brass with nickel plated/黄铜镀镍 |
| Environmental compliance/环境符合标准 | RoHs, Reach |

M12 L code female to female straight molded cable, unshielded/M12, L型母头直头对母头直头连接线, 不带屏蔽

Illustration/尺寸

Product photo/产品图

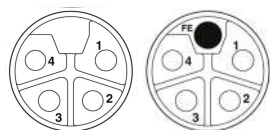


Part number/产品料号

| Pins/孔数 | Code/型 | Part number("X" is length millimetre mm)/产品料号("X"表示长度, 单位毫米mm) | |
|----------|-----------|--|----------------------------------|
| | | PVC jacket/PVC外被 -40°C~+105°C | PUR jacket/PUR外被 -40°C~+105°C |
| 4pins/4针 | L code/L型 | 12L01559-X | 12L01560-X |
| 5pins/5孔 | L code/L型 | 12L01599-X | 12L01600-X |

Pin assignment front view/孔位分布前视图

L code 4pins L code 5pins
L型4针 L型5针



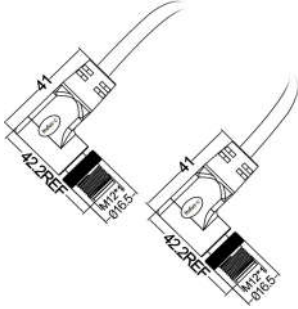
General data/常规数据

| Pins Numbers/孔数 | 4pins/4针 | 5pins/5针 |
|--------------------------------------|--|----------|
| Rated voltage/额定电压 | 630V | |
| Rated current(40°C)/额定电流 | 12A | |
| Standards/标准 | IEC 61076-2-101 | |
| Termination/焊接方式 | solder and over-mold/焊接和成型 | |
| Degree of protection/防护等级 | IP67, IP68, IP69K | |
| Wire gauge(mm ²)/线规(平方数) | 0.14mm ² -0.75mm ² | |
| Wire gauge(AWG)/线号(平方数) | 26AWG-18AWG | |
| Mechanical operation/插拔次数 | >100 mating cycles/大于100次 | |
| Contact resistance/接触电阻 | ≤5mΩ | |
| Insulation resistance/绝缘电阻 | ≥100MΩ | |
| Connector body/胶芯 | TPU | |
| Pins/端子 | Phosphorus copper with gold plated/磷铜镀金 | |
| Screw/螺丝 | Brass with nickel plated/黄铜镀镍 | |
| Environmental compliance/环境符合标准 | RoHs, Reach | |

M12 L code male to male right angle molded cable, shielded/M12, L型公头弯头对公头弯头连接线, 带屏蔽

Illustration/尺寸

Product photo/产品图

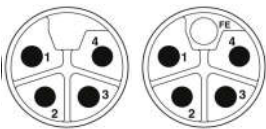


Part number/产品料号

| Pins/针数 | Code/型 | Part number("X" is length millimetre mm)/产品料号("X"表示长度, 单位毫米mm) | |
|----------|-----------|--|------------------|
| | | PVC jacket/PVC外被 | PUR jacket/PUR外被 |
| 4pins/4针 | L code/L型 | -40°C~+105°C | -40°C~+105°C |
| 5pins/5孔 | L code/L型 | 12L01561-X | 12L01562-X |
| | | 12L01601-X | 12L01602-X |

Pin assignment front view/针位分布前视图

L code 4pins L code 5pins
L型4针 L型5针

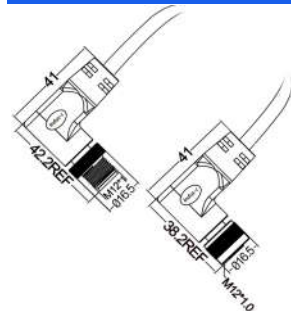


General data/常规数据

| Pins Numbers/针数 | 4pins/4针 | 5pins/5针 |
|---------------------------------|-------------------------------|----------|
| Rated voltage/额定电压 | 630V | |
| Rated current(40°C)/额定电流 | 12A | |
| Standards/标准 | IEC 61076-2-101 | |
| Termination/焊接方式 | solder and over-mold/焊接和成型 | |
| Degree of protection/防护等级 | IP67, IP68, IP69K | |
| Wire gauge(mm²)/线规(平方数) | 0.14mm²-0.75mm² | |
| Wire gauge(AWG)/线号(平方数) | 26AWG-18AWG | |
| Mechanical operation/插拔次数 | >100 mating cycles/大于100次 | |
| Contact resistance/接触电阻 | ≤5mΩ | |
| Insulation resistance/绝缘电阻 | ≥100MΩ | |
| Connector body/胶芯 | TPU | |
| Pins/端子 | Brass with gold plated/黄铜镀金 | |
| Screw/螺丝 | Brass with nickel plated/黄铜镀镍 | |
| Environmental compliance/环境符合标准 | RoHs, Reach | |

M12 L code male to female right angle molded cable, shielded/M12, L型公头弯头对母头弯头连接线, 带屏蔽

Illustration/尺寸



Product photo/产品图

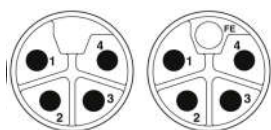


Part number/产品料号

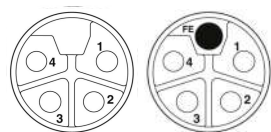
| Pins/针数 | Code/型 | Part number("X" is length millimetre mm)/产品料号("X"表示长度, 单位毫米mm) | |
|----------|-----------|--|----------------------------------|
| | | PVC jacket/PVC外被 -40°C~+105°C | PUR jacket/PUR外被 -40°C~+105°C |
| 4pins/4针 | L code/L型 | 12L01563-X | 12L01564-X |
| 5pins/5孔 | L code/L型 | 12L01603-X | 12L01604-X |

Pin assignment front view/针位分布前视图

L code 4pins L code 5pins
L型4针 L型5针



L code 4pins L code 5pins
L型4针 L型5针



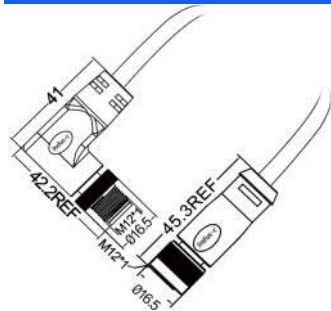
General data/常规数据

| | |
|---------------------------------|---|
| Pins Numbers/针数 | 4pins/4针 5pins/5针 |
| Rated voltage/额定电压 | 630V |
| Rated current(40°C)/额定电流 | 12A |
| Standards/标准 | IEC 61076-2-101 |
| Termination/焊接方式 | solder and over-mold/焊接和成型 |
| Degree of protection/防护等级 | IP67, IP68, IP69K |
| Wire gauge(mm²)/线规(平方数) | 0.14mm²-0.75mm² |
| Wire gauge(AWG)/线号(平方数) | 26AWG-18AWG |
| Mechanical operation/插拔次数 | >100 mating cycles/大于100次 |
| Contact resistance/接触电阻 | ≤5mΩ |
| Insulation resistance/绝缘电阻 | ≥100MΩ |
| Connector body/胶芯 | TPU |
| Male pin/公端子 | Brass with gold plated/黄铜镀金 |
| Female pin/母端子 | Phosphorus copper with gold plated/磷铜镀金 |
| Screw/螺丝 | Brass with nickel plated/黄铜镀镍 |
| Over-mold/成型 | TPU |
| Environmental compliance/环境符合标准 | RoHs, Reach |

M12 L code male right angle to female straight molded cable, shielded/M12, L型公头弯头对母头直头成型式连接线, 带屏蔽

Illustration/尺寸

Product photo/产品图

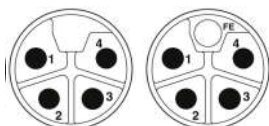


Part number/产品料号

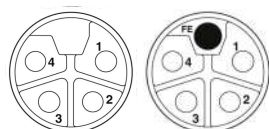
| Pins/针数 | Code/型 | Part number("X" is length millimetre mm)/产品料号("X"表示长度, 单位毫米mm) | |
|----------|-----------|--|------------------|
| | | PVC jacket/PVC外被 | PUR jacket/PUR外被 |
| 4pins/4针 | L code/L型 | -40°C~+105°C | -40°C~+105°C |
| 5pins/5孔 | L code/L型 | 12L01565-X | 12L01566-X |
| | | 12L01605-X | 12L01606-X |

Pin assignment front view/针位分布前视图

L code 4pins L code 5pins
L型4针 L型5针



L code 4pins L code 5pins
L型4针 L型5针

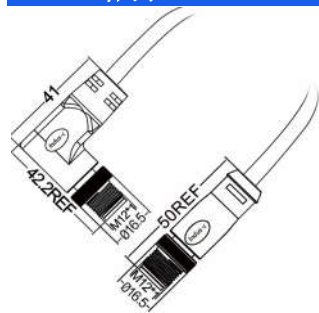


General data/常规数据

| | |
|--------------------------------------|--|
| Pins Numbers/针数 | 4pins/4针 5pins/5针 |
| Rated voltage/额定电压 | 630V |
| Rated current(40°C)/额定电流 | 12A |
| Standards/标准 | IEC 61076-2-101 |
| Termination/焊接方式 | solder and over-mold/焊接和成型 |
| Degree of protection/防护等级 | IP67, IP68, IP69K |
| Wire gauge(mm ²)/线规(平方数) | 0.14mm ² -0.75mm ² |
| Wire gauge(AWG)/线号(平方数) | 26AWG-18AWG |
| Mechanical operation/插拔次数 | >100 mating cycles/大于100次 |
| Contact resistance/接触电阻 | ≤5mΩ |
| Insulation resistance/绝缘电阻 | ≥100MΩ |
| Connector body/胶芯 | TPU |
| Male pin/公端子 | Brass with gold plated/黄铜镀金 |
| Female pin/母端子 | Phosphorus copper with gold plated/磷铜镀金 |
| Screw/螺丝 | Brass with nickel plated/黄铜镀镍 |
| Over-mold/成型 | TPU |
| Environmental compliance/环境符合标准 | RoHs, Reach |

M12 L code male straight to male right angle molded cable, shielded/M12, L型公头直头对公头弯头连接线, 带屏蔽

Illustration/尺寸



Product photo/产品图

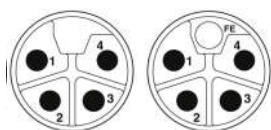


Part number/产品料号

| Pins/针数 | Code/型 | Part number("X" is length millimetre mm)/产品料号("X"表示长度, 单位毫米mm) | |
|----------|-----------|--|----------------------------------|
| | | PVC jacket/PVC外被 -40°C~+105°C | PUR jacket/PUR外被 -40°C~+105°C |
| 4pins/4针 | L code/L型 | 12L01567-X | 12L01568-X |
| 5pins/5孔 | L code/L型 | 12L01607-X | 12L01608-X |

Pin assignment front view/针位分布前视图

L code 4pins L code 5pins
L型4针 L型5针




General data/常规数据

| Pins Numbers/针数 | 4pins/4针 | 5pins/5针 |
|---------------------------------|-------------------------------|----------|
| Rated voltage/额定电压 | 630V | |
| Rated current(40°C)/额定电流 | 12A | |
| Standards/标准 | IEC 61076-2-101 | |
| Termination/焊接方式 | solder and over-mold/焊接和成型 | |
| Degree of protection/防护等级 | IP67, IP68, IP69K | |
| Wire gauge(mm²)/线规(平方数) | 0.14mm²-0.75mm² | |
| Wire gauge(AWG)/线号(平方数) | 26AWG-18AWG | |
| Mechanical operation/插拔次数 | >100 mating cycles/大于100次 | |
| Contact resistance/接触电阻 | ≤5mΩ | |
| Insulation resistance/绝缘电阻 | ≥100MΩ | |
| Connector body/胶芯 | TPU | |
| Pins/端子 | Brass with gold plated/黄铜镀金 | |
| Screw/螺丝 | Brass with nickel plated/黄铜镀镍 | |
| Environmental compliance/环境符合标准 | RoHs, Reach | |

M12 L code male to male straight molded cable, shielded/M12, L型公头直头对公头直头连接线, 带屏蔽

Illustration/尺寸

Product photo/产品图

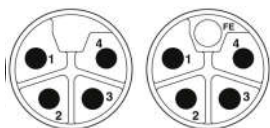


Part number/产品料号

| Pins/针数 | Code/型 | Part number("X" is length millimetre mm)/产品料号("X"表示长度, 单位毫米mm) | |
|----------|-----------|--|----------------------------------|
| | | PVC jacket/PVC外被 -40°C~+105°C | PUR jacket/PUR外被 -40°C~+105°C |
| 4pins/4针 | L code/L型 | 12L01569-X | 12L01570-X |
| 5pins/5孔 | L code/L型 | 12L01609-X | 12L01610-X |

Pin assignment front view/针位分布前视图

L code 4pins L code 5pins
L型4针 L型5针



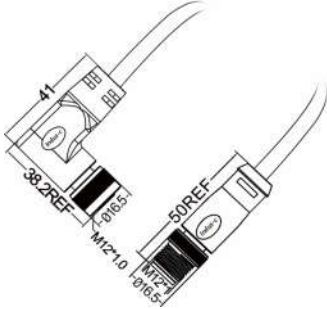
General data/常规数据

| Pins Numbers/针数 | 4pins/4针 | 5pins/5针 |
|---------------------------------|-------------------------------|----------|
| Rated voltage/额定电压 | 630V | |
| Rated current(40°C)/额定电流 | 12A | |
| Standards/标准 | IEC 61076-2-101 | |
| Termination/焊接方式 | solder and over-mold/焊接和成型 | |
| Degree of protection/防护等级 | IP67, IP68, IP69K | |
| Wire gauge(mm²)/线规(平方数) | 0.14mm²-0.75mm² | |
| Wire gauge(AWG)/线号(平方数) | 26AWG-18AWG | |
| Mechanical operation/插拔次数 | >100 mating cycles/大于100次 | |
| Contact resistance/接触电阻 | ≤5mΩ | |
| Insulation resistance/绝缘电阻 | ≥100MΩ | |
| Connector body/胶芯 | TPU | |
| Pins/端子 | Brass with gold plated/黄铜镀金 | |
| Screw/螺丝 | Brass with nickel plated/黄铜镀镍 | |
| Environmental compliance/环境符合标准 | RoHs, Reach | |

M12 L code male straight to female right angle molded cable, shielded/M12, L型公头直头对母头弯头连接线, 带屏蔽

Illustration/尺寸

Product photo/产品图

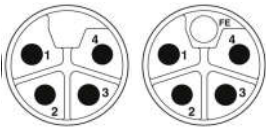


Part number/产品料号

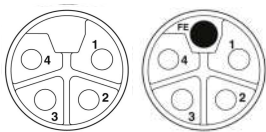
| Pins/针数 | Code/型 | Part number("X" is length millimetre mm)/产品料号("X"表示长度, 单位毫米mm) | |
|----------|-----------|--|------------------|
| | | PVC jacket/PVC外被 | PUR jacket/PUR外被 |
| | | -40°C~+105°C | -40°C~+105°C |
| 4pins/4针 | L code/L型 | 12L01571-X | 12L01572-X |
| 5pins/5孔 | L code/L型 | 12L01611-X | 12L01612-X |

Pin assignment front view/针位分布前视图

L code 4pins L code 5pins
L型4针 L型5针



L code 4pins L code 5pins
L型4针 L型5针



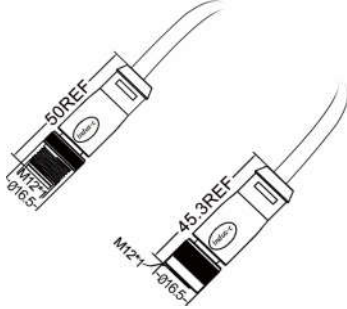
General data/常规数据

| | |
|---------------------------------|---|
| Pins Numbers/针数 | 4pins/4针 5pins/5针 |
| Rated voltage/额定电压 | 630V |
| Rated current(40°C)/额定电流 | 12A |
| Standards/标准 | IEC 61076-2-101 |
| Termination/焊接方式 | solder and over-mold/焊接和成型 |
| Degree of protection/防护等级 | IP67, IP68, IP69K |
| Wire gauge(mm²)/线规(平方数) | 0.14mm²-0.75mm² |
| Wire gauge(AWG)/线号(平方数) | 26AWG-18AWG |
| Mechanical operation/插拔次数 | >100 mating cycles/大于100次 |
| Contact resistance/接触电阻 | ≤5mΩ |
| Insulation resistance/绝缘电阻 | ≥100MΩ |
| Connector body/胶芯 | TPU |
| Male pin/公端子 | Brass with gold plated/黄铜镀金 |
| Female pin/母端子 | Phosphorus copper with gold plated/磷铜镀金 |
| Screw/螺丝 | Brass with nickel plated/黄铜镀镍 |
| Over-mold/成型 | TPU |
| Environmental compliance/环境符合标准 | RoHs, Reach |

M12 L code male to female straight molded cable, shielded/M12, L型公头直头对母头直头连接线, 带屏蔽

Illustration/尺寸

Product photo/产品图

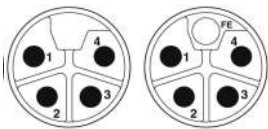


Part number/产品料号

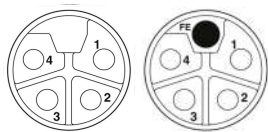
| Pins/针数 | Code/型 | Part number("X" is length millimetre mm)/产品料号("X"表示长度, 单位毫米mm) | |
|----------|-----------|--|----------------------------------|
| | | PVC jacket/PVC外被 -40°C~+105°C | PUR jacket/PUR外被 -40°C~+105°C |
| 4pins/4针 | L code/L型 | 12L01573-X | 12L01574-X |
| 5pins/5孔 | L code/L型 | 12L01613-X | 12L01614-X |

Pin assignment front view/针位分布前视图

L code 4pins L code 5pins
L型4针 L型5针



L code 4pins L code 5pins
L型4针 L型5针

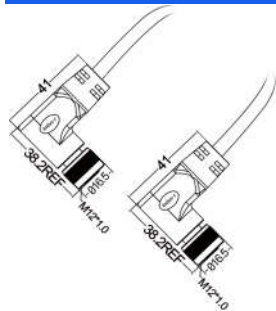


General data/常规数据

| | |
|--------------------------------------|--|
| Pins Numbers/针数 | 4pins/4针 5pins/5针 |
| Rated voltage/额定电压 | 630V |
| Rated current(40°C)/额定电流 | 12A |
| Standards/标准 | IEC 61076-2-101 |
| Termination/焊接方式 | solder and over-mold/焊接和成型 |
| Degree of protection/防护等级 | IP67, IP68, IP69K |
| Wire gauge(mm ²)/线规(平方数) | 0.14mm ² -0.75mm ² |
| Wire gauge(AWG)/线号(平方数) | 26AWG-18AWG |
| Mechanical operation/插拔次数 | >100 mating cycles/大于100次 |
| Contact resistance/接触电阻 | ≤5mΩ |
| Insulation resistance/绝缘电阻 | ≥100MΩ |
| Connector body/胶芯 | TPU |
| Male pin/公端子 | Brass with gold plated/黄铜镀金 |
| Female pin/母端子 | Phosphorus copper with gold plated/磷铜镀金 |
| Screw/螺丝 | Brass with nickel plated/黄铜镀镍 |
| Over-mold/成型 | TPU |
| Environmental compliance/环境符合标准 | RoHs, Reach |

M12 L code female to female right angle molded cable, shielded/M12, L型母头弯头对母头弯头连接线, 带屏蔽

Illustration/尺寸



Product photo/产品图

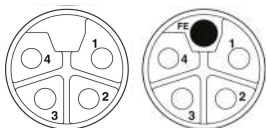


Part number/产品料号

| Pins/孔数 | Code/型 | Part number("X" is length millimetre mm)/产品料号("X"表示长度, 单位毫米mm) | |
|----------|-----------|--|----------------------------------|
| | | PVC jacket/PVC外被 -40°C~+105°C | PUR jacket/PUR外被 -40°C~+105°C |
| 4pins/4针 | L code/L型 | 12L01575-X | 12L01576-X |
| 5pins/5孔 | L code/L型 | 12L01615-X | 12L01616-X |

Pin assignment front view/孔位分布前视图

L code 4pins L code 5pins
L型4针 L型5针



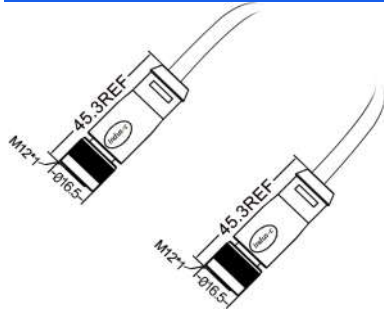
General data/常规数据

| | |
|---------------------------------|---|
| Pins Numbers/孔数 | 4pins/4针 5pins/5针 |
| Rated voltage/额定电压 | 630V |
| Rated current(40°C)/额定电流 | 12A |
| Standards/标准 | IEC 61076-2-101 |
| Termination/焊接方式 | solder and over-mold/焊接和成型 |
| Degree of protection/防护等级 | IP67, IP68, IP69K |
| Wire gauge(mm²)/线规(平方数) | 0.14mm²-0.75mm² |
| Wire gauge(AWG)/线号(平方数) | 26AWG-18AWG |
| Mechanical operation/插拔次数 | >100 mating cycles/大于100次 |
| Contact resistance/接触电阻 | ≤5mΩ |
| Insulation resistance/绝缘电阻 | ≥100MΩ |
| Connector body/胶芯 | TPU |
| Pins/端子 | Phosphorus copper with gold plated/磷铜镀金 |
| Screw/螺丝 | Brass with nickel plated/黄铜镀镍 |
| Environmental compliance/环境符合标准 | RoHs, Reach |

M12 L code female to female straight molded cable, shielded/M12, L型母头直头对母头直头连接线, 带屏蔽

Illustration/尺寸

Product photo/产品图

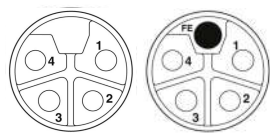


Part number/产品料号

| Pins/孔数 | Code/型 | Part number("X" is length millimetre mm)/产品料号("X"表示长度, 单位毫米mm) | |
|----------|-----------|--|----------------------------------|
| | | PVC jacket/PVC外被 -40°C~+105°C | PUR jacket/PUR外被 -40°C~+105°C |
| 4pins/4针 | L code/L型 | 12L01579-X | 12L01580-X |
| 5pins/5孔 | L code/L型 | 12L01619-X | 12L01620-X |

Pin assignment front view/孔位分布前视图

L code 4pins L code 5pins
L型4针 L型5针



General data/常规数据

| Pins Numbers/孔数 | 4pins/4针 | 5pins/5针 |
|---------------------------------|---|----------|
| Rated voltage/额定电压 | 630V | |
| Rated current(40°C)/额定电流 | 12A | |
| Standards/标准 | IEC 61076-2-101 | |
| Termination/焊接方式 | solder and over-mold/焊接和成型 | |
| Degree of protection/防护等级 | IP67, IP68, IP69K | |
| Wire gauge(mm²)/线规(平方数) | 0.14mm²-0.75mm² | |
| Wire gauge(AWG)/线号(平方数) | 26AWG-18AWG | |
| Mechanical operation/插拔次数 | >100 mating cycles/大于100次 | |
| Contact resistance/接触电阻 | ≤5mΩ | |
| Insulation resistance/绝缘电阻 | ≥100MΩ | |
| Connector body/胶芯 | TPU | |
| Pins/端子 | Phosphorus copper with gold plated/磷铜镀金 | |
| Screw/螺丝 | Brass with nickel plated/黄铜镀镍 | |
| Environmental compliance/环境符合标准 | RoHs, Reach | |